



DISCIPLESHIP BOOT CAMP

- Training course | **Real-Life Discipleship Training Manual: Equipping Disciples Who Make Disciples**
- This Boot Camp walks through the Real Life Discipleship Training Manual over the course of 11 weeks. This is a training for leaders who want to become effective disciple makers. Going through Boot Camp is a valuable and intentional way of training disciples who in turn are able to go and make disciples.
- *Please note weeks 6 & 7 can be combined to make the group 10 weeks.*

TOOLS TO BE INTRODUCED

- Intentional process of discipleship
- Prayer Calendar
- Conversation Quadrants
- Spiritual maturity wheel
- Storying Bible Study Method
- Discovery Questions (Head, Heart, Hands)

COMMUNITY GROUPS | REGULAR RHYTHM AFTER BOOT CAMP

- Testimonies: Share Stories
- Accountability: How is Prayer Calendar going? Discovery Bible Studies?
- Seeing and encouraging others on their discipleship journey
- Affirmation and positive reinforcement

DISCOVERY BIBLE STUDIES

- Can be 1:1 or 1:3 or 4 non-believers or believers wanting to grow in knowledge
 - Creation to Christ Storying Method Bible Study
 - Organic / not a program
-

KEY WEEKLY CONCEPTS: (content to share prior to group discussion)

WEEK #1: HEART TO MAKE DISCIPLES

- Prayer. Introduction. Outline the need for discipleship in our church and world. Wide spectrum of discipleship experiences and resources. We want to introduce you to an intentional plan.
- This is a training for leaders. Learn like you will apply or teach this tomorrow.
 - Review our Community Group Guidelines. Highlight how discipleship content impacts how our groups operate. [Resource: Community Group Guidelines](#)
 - 'I will' statements. We'll follow up each week for the purpose of accountability.
 - Review Boot Camp calendar. We plan to start and end on time.
- Begin praying now - Who will you invite into this process after you're through. Ask God for 3 or 4 people. Begin to invest in deeper relationships with those God leads to you that will deliberately be deployed.

WEEK #2: WHAT IS A DISCIPLE?

- Start with welcome and review of "I will" statements at tables each week. ~5 mins.
- Briefly recap prior week: "why discipleship". Setup this week.
- Old Paradigm: Knowledge Broker. Western style of learning. New Paradigm: Discussion based and experiential. Jesus' example of making disciples.
- Goal for this week is to get some language around what a disciple is.
- Who will you reach? [Resource: Good Soil Scale](#)

WEEK #3: HOW DISCIPLES GROW

- Introduce Life Stages. [Resource: 5 Stages of Spiritual Growth.](#)
- Introduce Conversation Quadrants. [Resource: Conversation Quadrants.](#)
- *(Brief intro. Lots of good content in discussion for week 3.)*

WEEK #4: THREE KEYS TO MAKING DISCIPLES

- Review Conversation Quadrants from prior week.
- Introduce Prayer Calendar. [Resource: Prayer Calendar](#)

WEEK #5: HOW TO BE AN INTENTIONAL LEADER

- Reaffirm Paradigm Shift away from Knowledge Broker.
- Reaffirm Conversation Quadrants / Prayer Calendar.
- **If 10 week course schedule, remind about double homework this week.*

WEEK #6: CLOSER LOOK AT A RELATIONAL ENVIRONMENT

- Reemphasize value of new habits and completing homework.
- Storying example. First time introducing. Can demonstrate and give opportunity to practice storying as deemed appropriate through the remaining weeks of Boot Camp.
- **Resource: Discovery Bible Study / Storying Resource**

WEEK #7: CLOSER LOOK AT REPRODUCIBLE PROCESS

- Review and share the discipleship Wheel. **Resource: Discipleship SCMD Wheel**

WEEK #8: SHARE: BEING INTENTIONAL WITH THE SPIRITUALLY DEAD AND SPIRITUAL INFANTS.

- Brief Intro: Big Picture. Strategy of discipleship. How having a church filled with disciple makers may be lived out. Little deposits into relationships. Actively looking for opportunities to invite and share.
- Remind of storying method. Introduce discussion format. **Resource: Head / Heart / Hands**
- Reaffirm good habits of participants.

WEEK #9: CONNECT: HELPING SPIRITUAL CHILDREN GROW.

- What we are asking you to do after Boot Camp. Start praying. **Resource: What's Next document**

WEEK #10: MINISTER: HELPING YOUNG ADULTS HELP OTHERS.

- Storying Example. Have participants facilitate Head Heart Hand Questions at tables.
- Repeat Next steps call. Next week we want your response.

WEEK #11: DISCIPLE: BEING INTENTIONAL WITH SPIRITUAL PARENTS

- Repeat Next steps call. Call to action. Reaffirm overview of series.
- Storying in practice at tables.
- Big picture. Church filled with people in the discipline of the prayer calendar with an increasing awareness of God's action in their life. Sharing about Jesus with their friends and contacts. They are a part of a growing disciple making community. Disciples who make disciples.

ADDENDUM | ONE NECESSARY TOOL: A SMALL GROUP CURRICULUM (STORYING)

- May choose to add a week if need more practice storying. Storying in practice.

Groups are the primary means by which active discipleship, fellowship, and community take place within Community Church's model of ministry.

Group Categories at Community Church

- Community Groups (primary group category)
- Celebrate Recovery (Christ centered recovery program)
- Specialty Groups (Alpha, Grief, Financial Peace, Parenting, etc.)

Community Groups I Characteristics of our Primary Group Category:

Discipleship Focused

- **Discipleship is helping people discover a relationship with Jesus Christ and moving them toward spiritual maturity.** This is the primary purpose of every group and the responsibility of every leader. Helping make disciples who, in turn, are able to make disciples. We have tools that can help you on the journey.
- **Community Groups exist as Disciple Making Communities.** "Real Life Discipleship" is the model we use to train up disciple makers. This allows leaders to assess where their group members are on the spiritual maturity wheel and put into practice methods of bible study and tools for evangelism to equip their members to be disciples who make disciples.
- Groups have a regular focus on reaching those who are far from God. **Intentionally praying for those who do not know Jesus, training people how to effectively engage and have a spiritual conversation about the gospel, and celebrating those who invite people into a discovery bible study.**
- Groups have a habit of helping people take next steps in their discipleship journey. At the end of meetings, leaders ask participants to make an **'I Will' Statement**. An 'I Will' Statement is where group members respond to what they learned by making a simple commitment to an action they can complete in the next few days or before the next meeting. It's not just a statement of belief or good will. It is a deliberate commitment to practically obey the Word of God in their everyday life that week.

Three Dimensional: Up / In / Out

- Community Groups balance their energies between an UP-ward movement towards God, an IN-ward movement towards the group as a place of identity, and an OUT-ward movement to represent Christ to their missional contexts.
 - **UP:** deep and connected relationship to his Father and attentiveness to the leading of the Holy Spirit
 - **IN:** constant investment and spiritual development in the relationships that exist within the Community Group
 - **OUT:** entering the brokenness of the world, looking for responses individually (people coming into relationship with Jesus) and systemically (seeing our world being transformed by Christ)
- When they gather this is expressed in creative ways that are appropriate to their context. There is diversity between groups in how this looks, with a variety of faces and voices being given room to step forward and contribute. The only rule is that they do not try to do a miniature version of a Sunday church service!

Community Groups continued:

Sunday Morning Engaged

- Every group should be engaged with the larger Community Church family by checking in on the sermon on Sunday. This can be a full discussion that takes up the learning portion of a group meeting or a brief conversation before focusing on another designated topic.
- Resources and group questions are provided by the pastoral teaching team to help groups go further in discussion. These typically follow a format of providing Head (information), Heart (meaning), and Hands (application) questions to engage the group.
- Group members should feel part of what is happening and being taught during the Sunday morning gathering which creates alignment for all groups.

Missional

- Every group should have a missional focus, a regular outward expression that intentionally allows the gospel to saturate our community and world.
- Some groups may have a regular missional focus they commit to. Others may take on new opportunities as they are made available.
- Mission is also be lived out with an intentional focus on praying for and reaching the lost with the gospel.

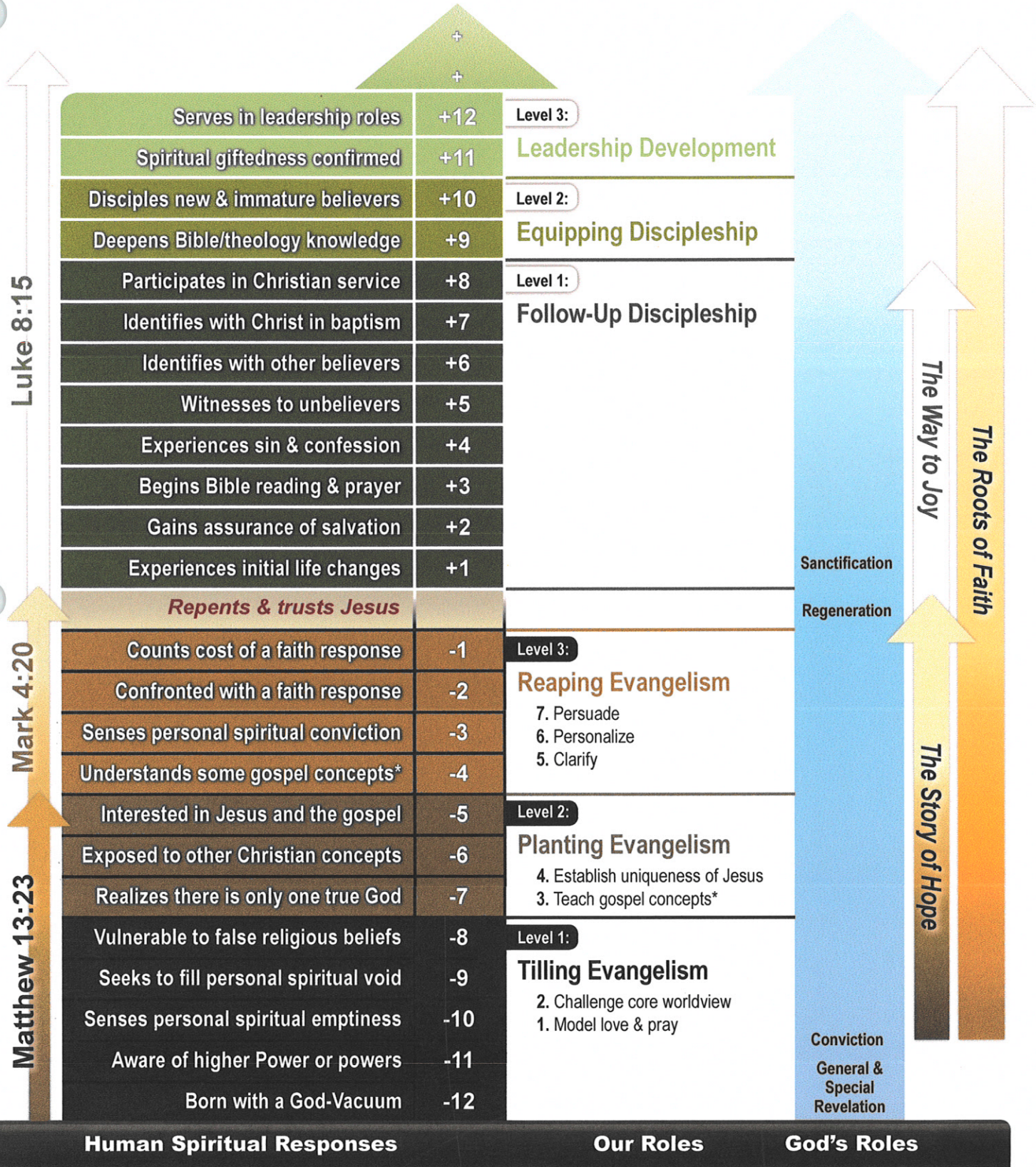
Multiplication Oriented

- We highly encourage open groups, that means they are available for new people to join. Even groups that feel full should have an open chair philosophy, ready to welcome at least one more.
- People may join groups by personal invitation, connection through the church, or after going through a Discovery Bible Study with a particular group member.
- Healthy groups grow... and consequently, multiply. Be on the lookout for group members who may have the gifts required to lead a group and train them to lead.

Sample schedule of a Community Group meeting:

- Guests arrive. A snack and a beverage is made available to people who want them.
- Ask everyone to be seated. **Do an ice breaker.** Make it fun! Get to know each other.
- **Check in on Prayer Calendar.** This is an essential habit for your group. If your group is new, you may need to do some training on this. As your group develops this habit, begin to cultivate a focus on intentional discipleship. Conversation quadrants, storytelling, and celebration are fundamental.
- **Check in on 'I Will' statements** from your last meeting. How did everyone do following through? This is where obedience and accountability come into play.
- **Start a discussion using the Group Leader Questions.** These are available in the sermon section on our website. Not all questions need to be used. Remember - you are a facilitator not a teacher! Just get the conversation started and keep it moving. At the end of the discussion, ask each member to make an "I Will" statement, a commitment to action based on what they just learned.
- **Ask each person how the group can be praying for them during the next week.** Take notes. You should plan to be the one to pray out loud for the group at the first meeting. Find out the comfort level of praying out loud before asking someone to do it.

The Good Soil E&D Scale – The Vertical Dimension



The original concept for this scale was created by Viggo Sogaard and later revised by James F. Engel and called the Engel Scale.

*Basic gospel concepts = God, man, sin, death (as divine judgment), Christ, cross (including resurrection), faith, & (spiritual, eternal) life.

5 STAGES OF SPIRITUAL GROWTH GRAPHIC

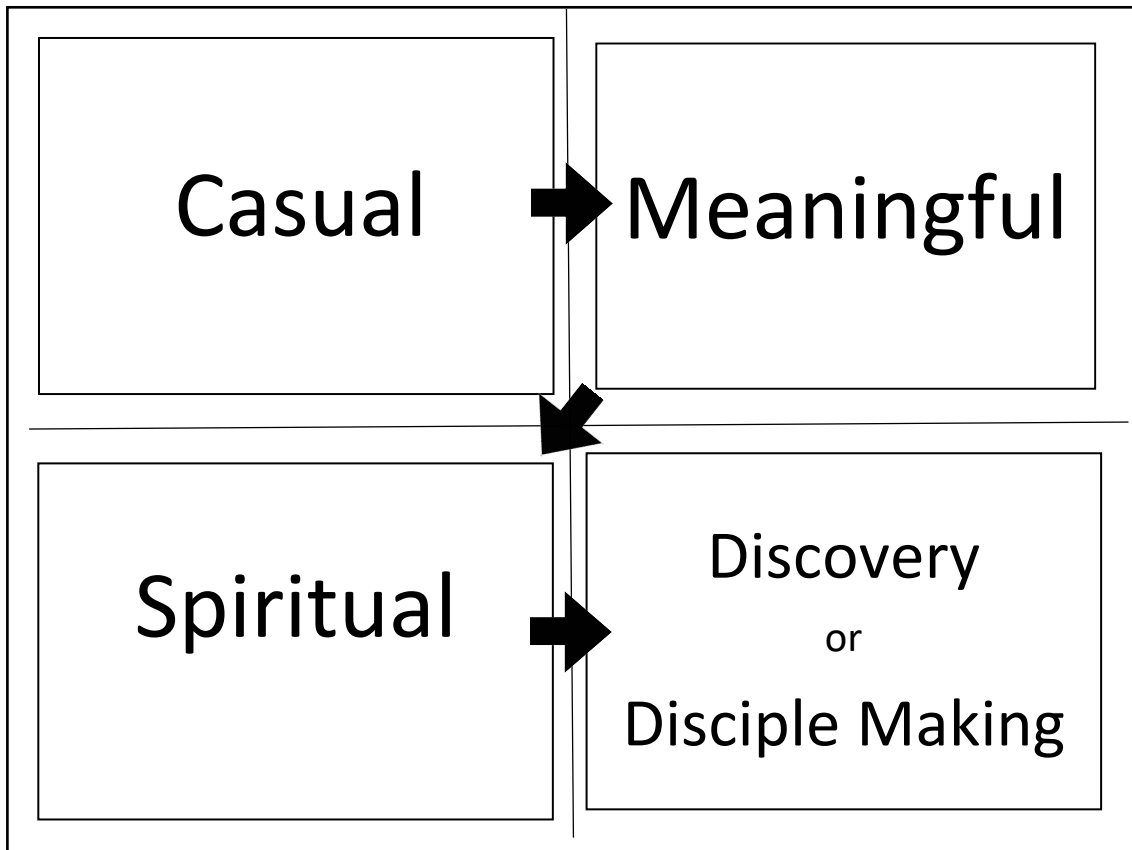
JimPutman.com

The 5 Stages of Spiritual Growth

DEFINITIONS, TRAITS & PHRASES



Conversation Quadrants



Use the Conversation Quadrants to intentionally pray about and pursue building a friendship with another person. As you get to know the other person, continually ask God to allow you to progress to the next level of trust and disclosure. The goal is to eventually reach the Discovery or Disciple-Making level, asking the other person, “Would you like to sit down with me and take a look at the Bible to discover for yourself what it says about Jesus and some of the issues we’ve been talking about?”

Casual: These conversations are where we start in any new friendship. Casual conversation is surface-level conversation that helps us begin to get to know each other. If you’re not sure how to get started, try using the **FORD** acronym for starters – ask the other person about their **F**amily, **O**ccupation, **R**ecreation (hobbies and interests), and **D**reams.

Meaningful: Meaningful conversation involves vulnerability and growing trust. In a meaningful conversation, the other person might share about a relationship problem, financial stress, or other life issue. One good way to move a conversation from casual to meaningful is to share something vulnerable yourself. Keep praying that God will help you build enough trust that your friend will reciprocate, sharing in a meaningful and vulnerable way with you.

Spiritual: At this level of conversation, we have had some meaningful conversation with the other person and can now gently and respectfully introduce God into the picture (1 Peter 3:15). One easy way is to ask the other person if you can pray for him or her after he or she shares a

Conversation Quadrants

life problem. Another is to connect the conversation to God's Word: "That reminds me of a story about Jesus that I just read last week. Do you want me to share it with you?"


Discovery or Disciple Making: The final target is Discovery or Disciple-Making Conversations, when you invite the other person to discover what the Bible has to say on some of the topics you've been discussing. You might ask, "We've talked about God, the Bible, and spiritual life a number of times. Would you like to sit down and take a look at the Bible to discover for yourself what it says about Jesus and some of the stuff we've been talking about? I can give you my thoughts, but it would probably benefit you more if you were to explore for yourself whether Jesus' teaching is meaningful and helpful to you."

If your friend accepts the invitation, you can go on to have many more Discovery or Disciple-Making Conversations as you read through passages of the Bible and use the storying (or Discovery Bible Study) method of Bible study together!

Don't be discouraged if you experience a two-steps-forward, one-step-back dynamic in your friendship, if it takes a long time to have the opportunity to invite your friend to a Discovery Bible Study group, or if your friend says no to your invitation. Just keep being faithful to live out the practices of a disciple maker and to rely on Jesus to do the rest. Continue to love and pray for your friends where they are, whether they come to faith or not.

As you pray faithfully for friends, use the Conversation Quadrants to guide your prayers and your conversations, and allow the Lord to lead you into new friendships and to share the truths and stories of Jesus with your friends, He will shape you to become a disciple maker. Disciple making takes intention, commitment, and time. God is already at work, drawing your friend to Himself. He knows best when the right time has come to deepen your relationship with your friend further, and when the time comes for your friend to trust in Jesus for the forgiveness of his or her sins and begin to follow Jesus Christ as Lord.

Prayer Calendar

1	2	3	4	5	6	7
_____	_____	_____	_____	_____	_____	_____
8	9	10	11	12	13	14
_____	_____	_____	_____	_____	_____	_____
15	16	17	18	19	20	21
_____	_____	_____	_____	_____	_____	_____
22	23	24	25	26	27	28
_____	_____	_____	_____	_____	_____	_____
29	30	31				
_____	_____	_____				
						

LAUNCH A PRAYER MOVEMENT

The purpose of the prayer calendar is to encourage you to practice a lifestyle of prayer so you can see what only God can do - change hearts and lives. By following these simple steps, you will be praying for other people for 150-300 minutes per month. Over time, you will create your own prayer network and, as a result, we will see a prayer movement launched.

Here is what to do:

STEP 1: At the top, write in the current month, then write the name of a person you want to pray for on each day. We recommend that you alternate so that one day you pray for a believer and the next for someone who is not yet a follower of Jesus. You may end up with 15 followers of Jesus and 15 people who do not yet know Jesus. Start with your family, then those who come to mind from your neighborhood, church, or a group you're involved in.

STEP 2: Each day, you will simply text or call that individual and ask simple questions like: "How are you doing? Is there anything you need? How can I pray for you?" If possible, pray with them right then by text or over the phone.

STEP 3: Be on the lookout for God to answer prayer, and come ready to celebrate with your Disciple-Making Community. Assess where God is opening doors in relationship to the Conversation Quadrants tool. It is vital that we stay watchful, patient, and expectant. God promises amazing answers to prayer!

Discovery Bible Study

Storying Method

Discovery Bible Studies are an effective way of engaging and learning from God's Word and it focuses on engaging biblical stories. Jesus taught powerful lessons about the Kingdom of God through stories. He rarely told his listeners anything without a story. In Matthew 13, Jesus quoted the Old Testament and said he will use stories to share things that have been secret since the world was made. Stories are powerful.

Discovery Bible Studies happen as individuals have responses from people on their prayer calendars to learn more about God. These studies are the individual application of Discipleship in practice. Those who are first engaged and discipled in a Discovery Bible Study will hopefully deepen their relationship with Jesus and eventually become part of the leader's community group and the life of the church.

The Biblical Storying method focuses on the telling of a Bible Story from memory, either previously prepared or after reading it initially as a group. This helps people become more engaged with the story. People also quickly see that you *don't have to be an expert* to tell a story. *Anyone*, regardless of their age, education level or spiritual maturity, can share a Bible story and ask follow up questions about it. This makes it a fantastic, simple tool to use when discipling others and leading groups.

Additionally, the discussions that occur as you debrief and discuss God's words can go surprisingly deep as the Holy Spirit does His work. Because of this, *deeper relationships and bonds* are formed within the group. These bonds are the *relational ropes* that keep people connected to their group and the church when struggles come up in their lives.

You can use the Discovery method on your own, **but you will get far more out of it if you do it with others.** There are two main reasons for this:

1. Groups notice things that individuals miss.
2. Groups remember more than individuals do on their own.

So as you prepare to study God's Word with other people, find somewhere comfortable to meet and expect the Holy Spirit to be present in your conversations. Here's a breakdown of what this may look like.

Methods of sharing the Bible story:

- Option 1: Read the story directly from the Bible then have group retell the story.
- Option 2: Someone previously prepares to tell the story including pertinent details.

Example of a Discovery Bible Study Conversation: (Option 1)

Ask how everyone is doing. If this is not your first DBS, ask how people did with the items that they said at the previous meeting.

Say something like "let's see what the Bible has to say to us this week". Then read this week's passage.

Ask for an individual or the entire group to retell the passage in their own words. This will be a paraphrase, like they were telling a friend who wasn't there.



Does everybody agree with the retelling? Is there something added or left out that shouldn't have been? Continue on as long as the group doesn't miss a key component of the passage. If they miss something, read the passage again. If someone states something that isn't in the passage, ask "Where did you hear [what they said] in this passage?" Reread the passage, if necessary.

There is a longer outline of questions that follow Head, Heart and Hand categories, but here is a simple breakdown of key things to ask:

- What does this story tell us about God?
- What does this story tell us about people?
- If this is God's word for our lives what changes will we make in response to it? It helps to express these as "I will" statements. For example, "I will listen to other people before I ..."
- Who am I going to share this with?

Conclude in prayer and remind of next meeting.

Make sure that everyone has the opportunity to speak. If someone says something that doesn't seem obvious from the story you can get them to explain a bit more by asking "where do you see that in the passage?". As we have already mentioned, groups often spot far more in a story than individuals would do. This is one of the things that makes meeting in a group so enjoyable (and often challenging).

Questions may come up which the scripture passage doesn't directly answer. This is normal and to be expected. It is best, however, not to get sidetracked by these. More often than not they will be addressed in another study. The aim of Discovery Bible Studies is to discover together what the Bible actually says. Often this will be different to what we have been taught or heard from other people.

Bible Study Content:

You can use almost any Bible passage for a Discovery Bible Study. However, Creation to Christ is a fantastic list of 25 scriptures that give a full biblical overview from Genesis 1 through the life of Jesus. You can find this list below.

You may find that you want to start with a shorter road map for time considerations or for someone who is right on the edge of giving their life to Jesus. There are a variety of scriptures and resources that may be another pathway for your situation. Feel free to talk with a pastor or another leader for ideas.



From Creation to Christ

Scriptures to use for Storying

These scriptures trace God's love story from the Bible's first pages, through the Old Testament leading up to the life and ministry of Jesus. From Creation to Christ can be incredibly effective in reaching those from non-Christian backgrounds or minimal knowledge of the Bible.

The Creation Story

God Created the World	Genesis 1:1-25
The Creation of Man	Genesis 2:4-24

The Fall

The First Sin & Judgment	Genesis 3:1-13
Judgment of a Sinful World	Genesis 2:4-24
The Flood	Genesis 6:1-9:17

Redemption (Old Testament)

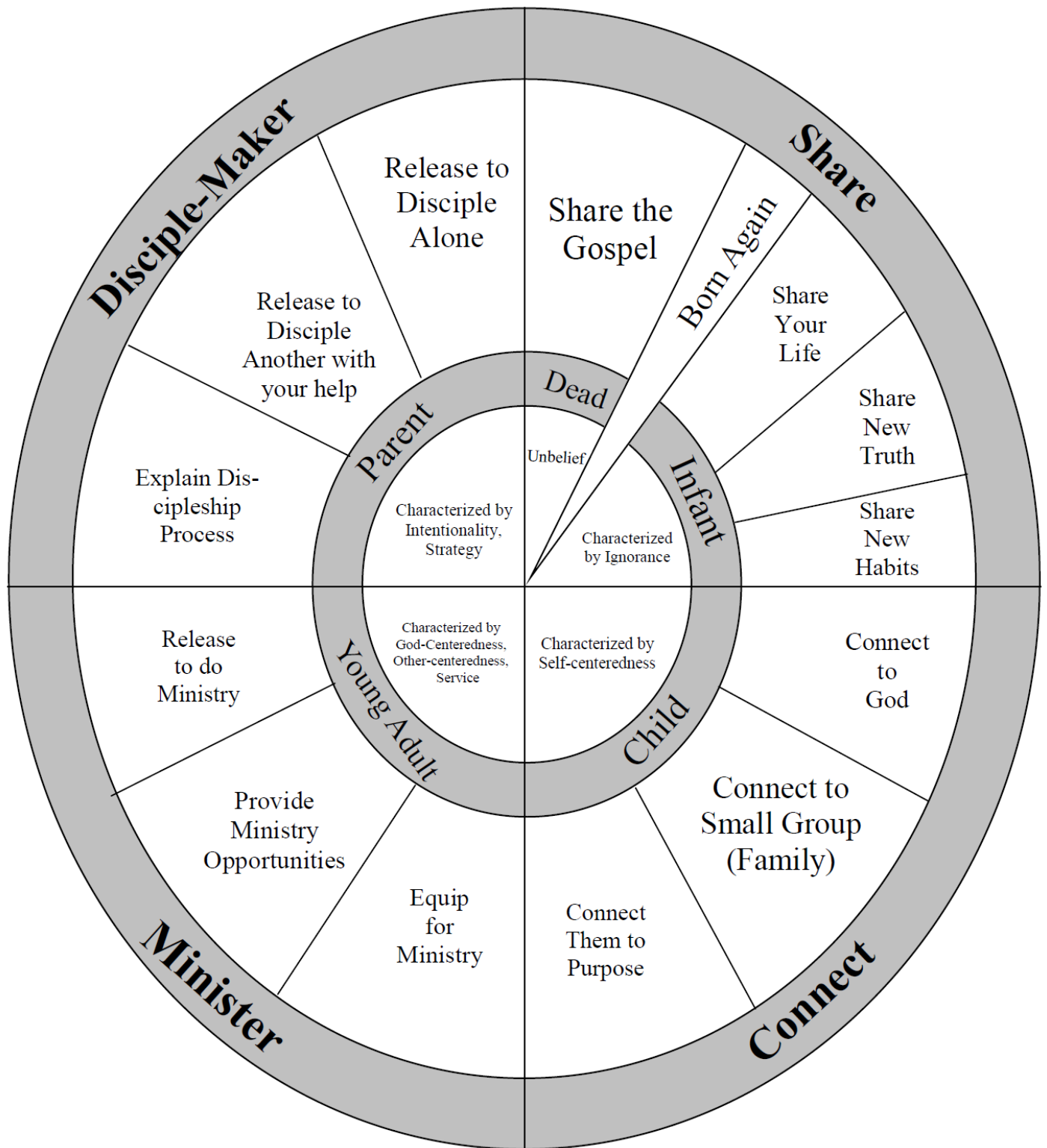
God's Promise to Abram	Genesis 12:1-8, 15:1-6
Abraham Offers Isaac as a Sacrifice	Genesis 22:1-19
The Promise of Passover	Exodus 12:1-28
The Ten Commandments	Exodus 20:1-21
The Sacrificial System	Leviticus 4:1-35
Isaiah Foreshadows the Coming Promise	Isaiah 53

Redemption (New Testament)

The Birth of Jesus	Luke 1:26-38, 2:1-20
Jesus is Baptized	Matthew 3; John 1:29-34
The Temptation of Christ	Matthew 4:1-11
Jesus and Nicodemus	John 3:1-21
Jesus and the Woman at the Well	John 4:1-26, 39-42
Jesus Forgives and Heals	Luke 5:17-26
Jesus Calms the Storm	Mark 4:35-41
Jesus Casts Out Evil Spirits	Mark 5:1-20
Jesus Raises Lazarus from the Dead	John 11:1-44
The First Lord's Supper	Matthew 26:26-30
Jesus is Betrayed & Condemned	John 18:1-19:16
Jesus is Crucified	Luke 23:32-56
Jesus Conquers Death	Luke 24:1-35
Jesus Appears & Ascends	Luke 24:36-53
We Have a Choice	John 3:1-21



Discipleship Wheel



Discipleship Questions

Head | Heart | Hands | Heels | Hooks



Methods of Storying

- **Option 1:** Read the story from the Bible then have group retell the story.
- **Option 2:** You tell the story.

Head Questions: What? Facts, details, and observations.

What were the major pieces of this story? Did I leave anything out of the story?

Let's rebuild the story. What happened first, second, third?

What happens? Identify the events/scenes of the story in order.

Who is in the story? Name the individuals, etc.

Where does the story take place? Describe the setting; where, field, lake, boat etc

What does this story say about how we interact with God?

What is the primary message of this story?

Heart Questions: So What? Meaning. Opens the door to the heart. (Rev 3:20)

Which person in the story do you relate to?

What does this story tell us about God (Jesus, Holy Spirit)?

What does this story tell us about humans (ourselves)?

What does this story say we should do?

What do you like about the story/passage? What don't you like about the story/passage?

Identify any problem, obstacle, barrier or difficulty that you see presented in this passage. What is the problem? Is the barrier or difficulty overcome? If yes, How was it overcome/solved?

What questions do you have about anything in the story? What stood out to you?

Was anything in this passage new to you?

What do you believe the Spirit is saying to you (impressing on your heart)?

What do you believe God is showing/telling you from this passage?

Hand Questions: Now What? How? Application.

Everyone take a moment of silence. As you reflect on our discussion, what one thing do you believe the Holy Spirit is saying/telling you?

What is God asking you to do?

- Get everyone to agree on one way to apply the story/passage to their life.
- What is your "I will" statement this week?
- What is one thing can you begin doing to apply this biblical truth (principle) to your life?
- What new habit can you begin doing to help you apply this truth?

Heels Question: Who can you tell this story to this week? How can you share what you've learned?

Hooks Questions: Three types of HOOKS:

- 1) **Past.** What did you learn from last week's story? Any questions?
- 2) **Present.** Question? Read this. Watch this video before next week.
- 3) **Future.** Why do you think...? How did they deal with...?

Disciple Making Boot Camp

What's Next?



After you finish Boot Camp, it's time to put into practice your new skills and start making disciples! This is the ultimate goal of Boot Camp – for you to apply and share what you've learned with others. Here are three steps we would like you to consider:

1. **Invite someone into a new Disciple Making Relationship.** Use your Prayer Calendar to pray for the people God may want you to invite into a disciple-making relationship. This would involve meeting regularly with them and using the storying method to help people discover God by reading His Word for themselves. This is referred to as a Discovery Bible Study and typically involves you and one to three other people.
2. **Bring the tools you've learned during Boot Camp back to your Community Group.** If you are already part of a community group, either as a leader or participant, consider how you can bring what you've learned to the rest of your group. Maybe you want to take your group through Boot Camp? Maybe you will model and put into practice the prayer calendar, conversation quadrants, and have intentional conversations about reaching those who are in your circles who you'd love to see encounter Jesus. Or maybe you will launch a new community group with the skills you just learned?
3. **Help lead at the next Disciple Making Boot Camp.** Our plan is to host future Boot Camps to train up men and women who have the same skills you've just learned to make disciples. Going through boot camp again as a table host would be a fantastic way to continue to develop what you've gained and help us share these skills with a new group of learners.

Thank you for joining with us in intentionally making disciples. We are so excited for what God is going to do through you as well as through our church as we put these disciple making habits into practice!

Discovery Bible Study

How to start a disciple making relationship.

1. **Use your Prayer Calendar to begin praying for the people God wants you to invite into a disciple-making relationship.** Who have you been praying for that God may be leading you to start meeting with?
2. **As you pray, use the Conversation Quadrants to see when God is opening the door to invite someone to join you in a Discovery Bible Study.** As He opens the way into spiritual conversations, ask Him if and when it is time to move to a disciple-making invitation.
3. **Invite.** Go ahead and ask the people you sense God nudging you toward.
4. **Set a place and time to meet.** Try to meet at least every other week. Weekly is often best. Agree to reassess where you are as you go. **Use the storying method and the “Creation to Cross” storying list of scriptures to dig into God’s Word trusting that God will reveal himself to your participant.**
5. **Use the Discipleship SCMD Wheel as your frame of reference for your learners,** always considering where they are on the Wheel so you have a plan for what needs to happen next in their Christian walk.
6. **Make these discipleship tools a part of your life from now on.** Continue to pray using your Prayer Calendar, be intentional and prayerful in your conversations using the Conversation Quadrants, and story passages in the Bible using the Discovery Bible Study process. Use these tools to live a disciple-making lifestyle and rely on God to become a reproducing disciple maker for the rest of your life!

Don’t feel quite ready? *We understand. It can be intimidating. You may feel like you need a bit more help being disciplined personally before leading others. That’s a great thing! Or maybe you still have some lingering questions. Be sure to reach out and let a leader know so they can help you discern the best next step.*